

ISUZU

FORWARD *Auto*



SAFETY PLUS

SRS
AIRBAG

ABS
ANTI-LOCK BRAKING SYSTEM

 **IMMOBILIZER**

4x2 RIGID
GVW 19,000kg

FVR
240

3
YEARS WARRANTY
OR
200,000 km
WHICHEVER
COMES FIRST

EURO **4**

B20
— DIESEL —
COMPATIBLE

FREE
SERVICE CAMPAIGN
 **ISUZU**

Product image for illustration purposes only. Actual product may vary.

SPECIFICATIONS

FVR240

MODEL CODE		FVR34UU-PDP
Drive Train		4 x 2
ENGINE		
Model		6HK1-TCN
Type		6-Cylinder In-line, 4 Cycle, Water-Cooled OHC, Variable Geometry System (VGS) Turbocharger with Intercooler
Displacement	cc	7,790
Maximum Output (Gross)	kW (PS) @ rpm	177 (240) @ 2400
Maximum Torque	Nm (kgfm) @ rpm	706 @ 1450
Emission Level		Euro 4
Fuel System		Commonrail Direct Injection
After Treatment Exhaust Gas		DOC (Diesel Oxidation Catalyst)
TRANSMISSION		
Model / No. of Speed		ALLISON 3000
Gear Ratio		6-Speed AT
	1st	3.486
	2nd	1.864
	3rd	1.409
	4th	1.000
	5th	0.749
	6th	0.652
	Reverse	5.027
	Final	6.170
WEIGHT & CAPACITIES		
Gross Vehicle Weight	kg	19,000
Curb Weight	kg	5,445
Front	kg	3,080
Rear	kg	2,365
Fuel Tank Capacity	l	200
AXLE		
Front	Type	Reverse Elliot, I-Beam
Front Axle Capacity (Design)	kg	7,500
Rear	Type	Banjo, Full Floating
Rear Axle Capacity (Design)	kg	13,000
SUSPENSION SYSTEM		
Suspension	Front	Semi Elliptical Alloy Steel Leaf Spring with Double Acting Telescopic Shock Absorber
	Rear	Semi Elliptical Alloy Steel Leaf Spring
TYRES & WHEELS		
Tyres		295/80R22.5
Wheels		22.5 x 8.25
BRAKES		
Service	Type	Full Air 'S-Cam' Front and Rear Drum Brakes
Parking Brake Type		Spring Park Brake Acting on all Rear Wheels
Auxiliary		Exhaust Brake
STEERING		
Steering System		Power Assist, Hydraulic Integral Recirculating Ball Type
Min. Turning Radius	m	10.2
ELECTRICAL		
Battery		65D26L x 2
Alternator		24V-60A
OTHER SAFETY		
Active Safety		Anti-Locking Brake System (ABS) Cab Tilt Warning (CTW)
Passive Safety		Driver Supplemental Restraint System (SRS) Driver Seatbelt Pre-tensioner
Security		Central Locking with Remote Keyless Entry and Immobiliser
DIMENSION		
Overall Length	mm	8,655
Overall Width	mm	2,490
Overall Height	mm	2,890
Wheelbase	mm	5,060
Front Overhang	mm	1,255
Rear Overhang	mm	2,340
Front Tread	mm	2,090
Rear Tread	mm	1,850

TESTED AND PROVEN POWERTRAIN



FVR 240

6HK1-TCN

Displacement: 7,790cc

Max. Output (Gross): 177kW (240ps) @ 2,400rpm

Max. Torque: 706Nm @ 1,450rpm

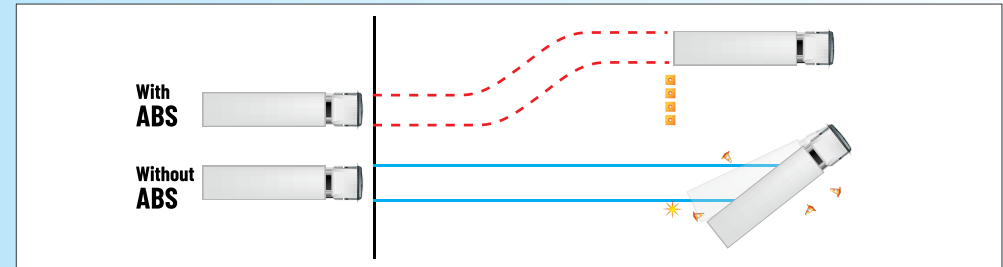
Auto

240PS
Max Power

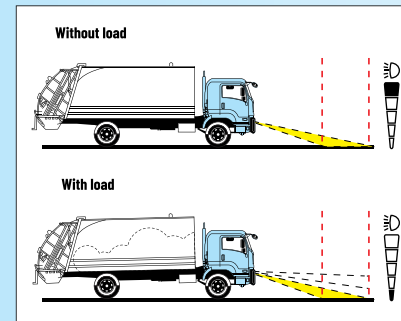
706Nm
Flat Torque

EURO 4

CLASS-LEADING SAFETY AND LONG TERM COST SAVINGS



Anti-Lock Braking System (ABS)



Headlight leveling. Preferred headlight beam position can be maintained when truck is loaded and when it has no load




Allison electronic control with digital display



Brand New Feature - USB Charging Port



Hot Shift PTO with external speed controller and safety features



Cabin Tilt Warning & Buzzer for driver safety warning



LED Headlight to provide better visibility

Dealer's information

ISUZU

ISUZU MALAYSIA SDN BHD 200401026438 (664946-H)

501D, LEVEL 5, TOWER D, UPTOWN 5, NO.5, JALAN SS21/39,
DAMANSARA UPTOWN, 47400 PETALING JAYA, SELANGOR DARUL EHSAN.

GENERAL LINE: 03-7723 9777 FAX: 03-7723 9779

HOTLINE: 1-300-88-1133 www.isuzu.net.my

[f IsuzuTrucksMalaysia](#) [v IsuzuTrucksMalaysia](#) [www.isuzu.net.my](#)

ISUZU SERVICE CENTRE SDN BHD 201601034731 (1205672-X)

LOT 730, JALAN SG. RASAU, SECTION 16,
40200 SHAH ALAM, SELANGOR DARUL EHSAN.

PHONE: 03-5513 0518

FAX: 03-5512 7550

ISUZU
GENUINE PARTS

ISUZU
BEST VALUE PARTS